

ASYLUM STATISTICS NOVEMBER 2019

SURVEY		
APPLICATIONS FOR INTERNATIONAL PROTECTION	November 2019	2019
Number of persons who filed a first application for international protection *	2.072	21.515
Number of persons who filed a subsequent application for international protection	380	3.984
Total number of persons who filed an application for international protection	2.452	25.499
DECISIONS	November 2019	2019
Intermediary decisions		
Number of persons for whom a further assessment (border) was decided + number of persons whose subsequent application was declared admissible	88	993
Final decisions		
Number of persons who received a decision granting refugee status	438	5.293
Number of persons who received a decision granting subsidiary protection status	57	860
Number of persons whose application was declared inadmissible	625	4.092
Number of persons whose application was considered manifestly unfounded	104	659
Number of persons who received a decision refusing refugee status and refusing subsidiary protection status	425	4.506
Number of persons whose status was ended or revoked	24	235
Total number of persons who received a decision regarding their application for international protection	1.761	16.638
CASELOAD	End of November	
	10,271 cases	

* This category contains both the applications filed at the border and those filed on the territory, as well as applications filed by persons who came to Belgium through resettlement (0 persons in November).

Date of publication: 9 December 2019

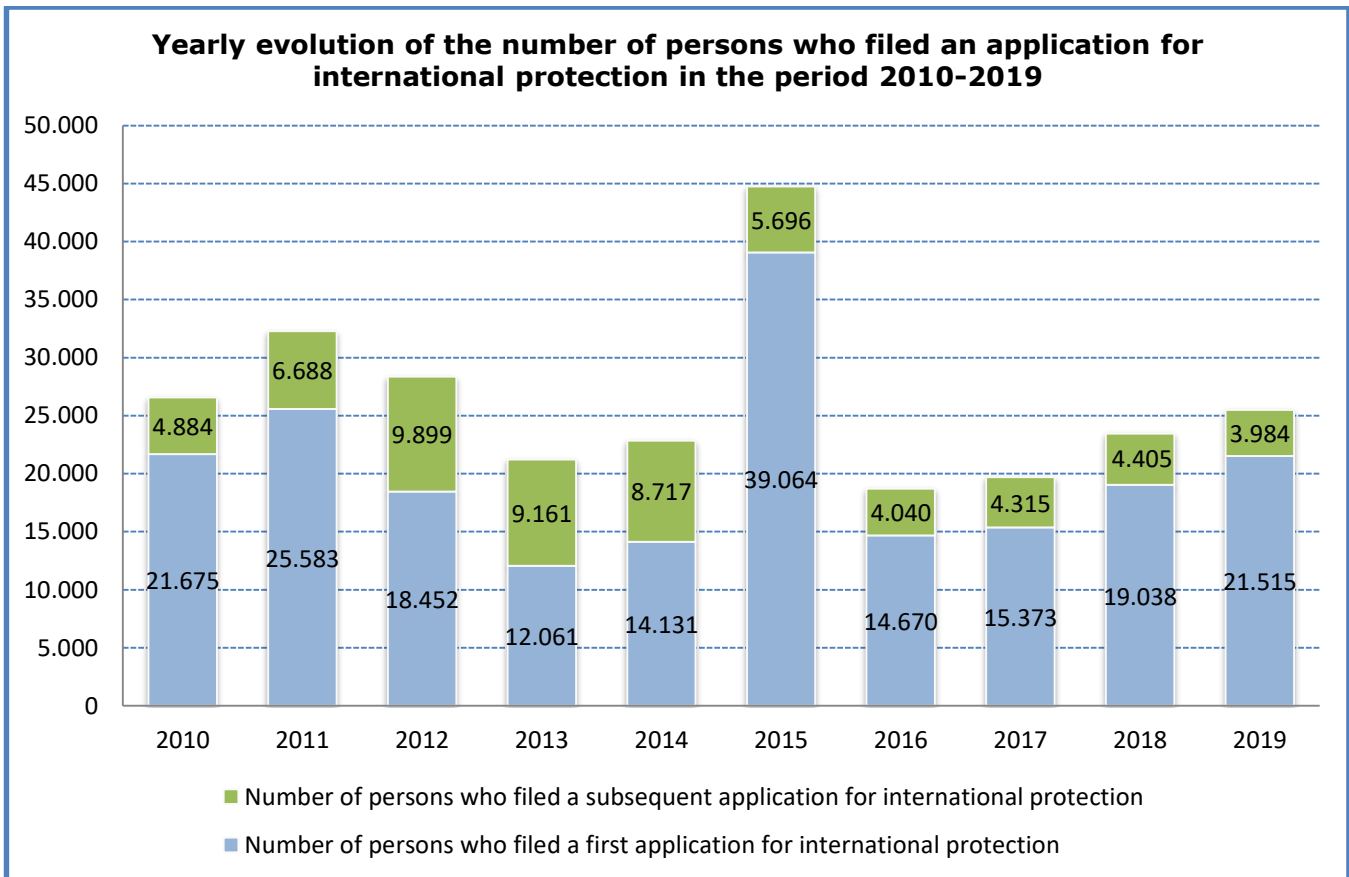
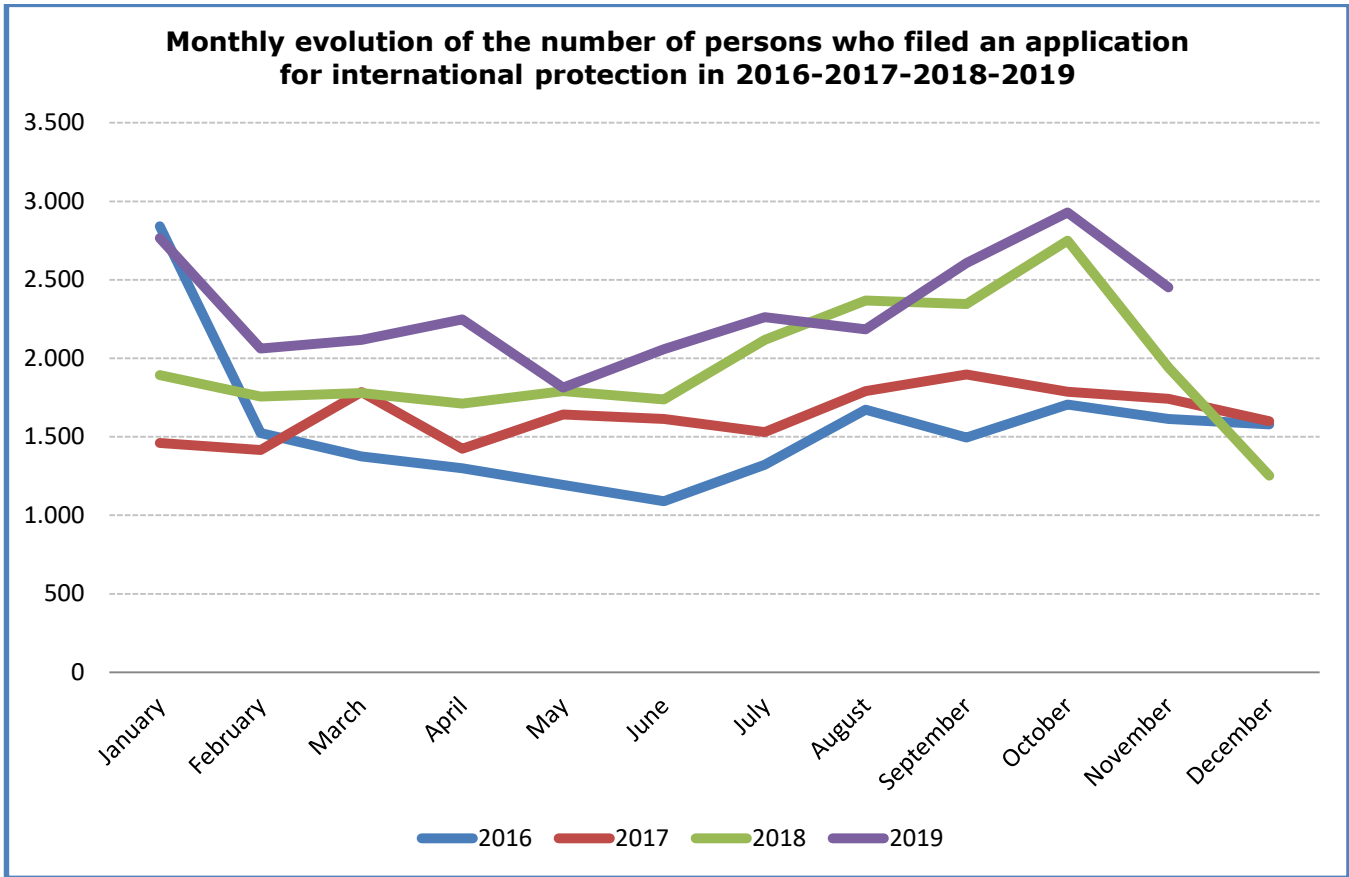
Contact person: Gabrielle BAES Gabrielle.Baes@ibz.fgov.be

02 205 50 56

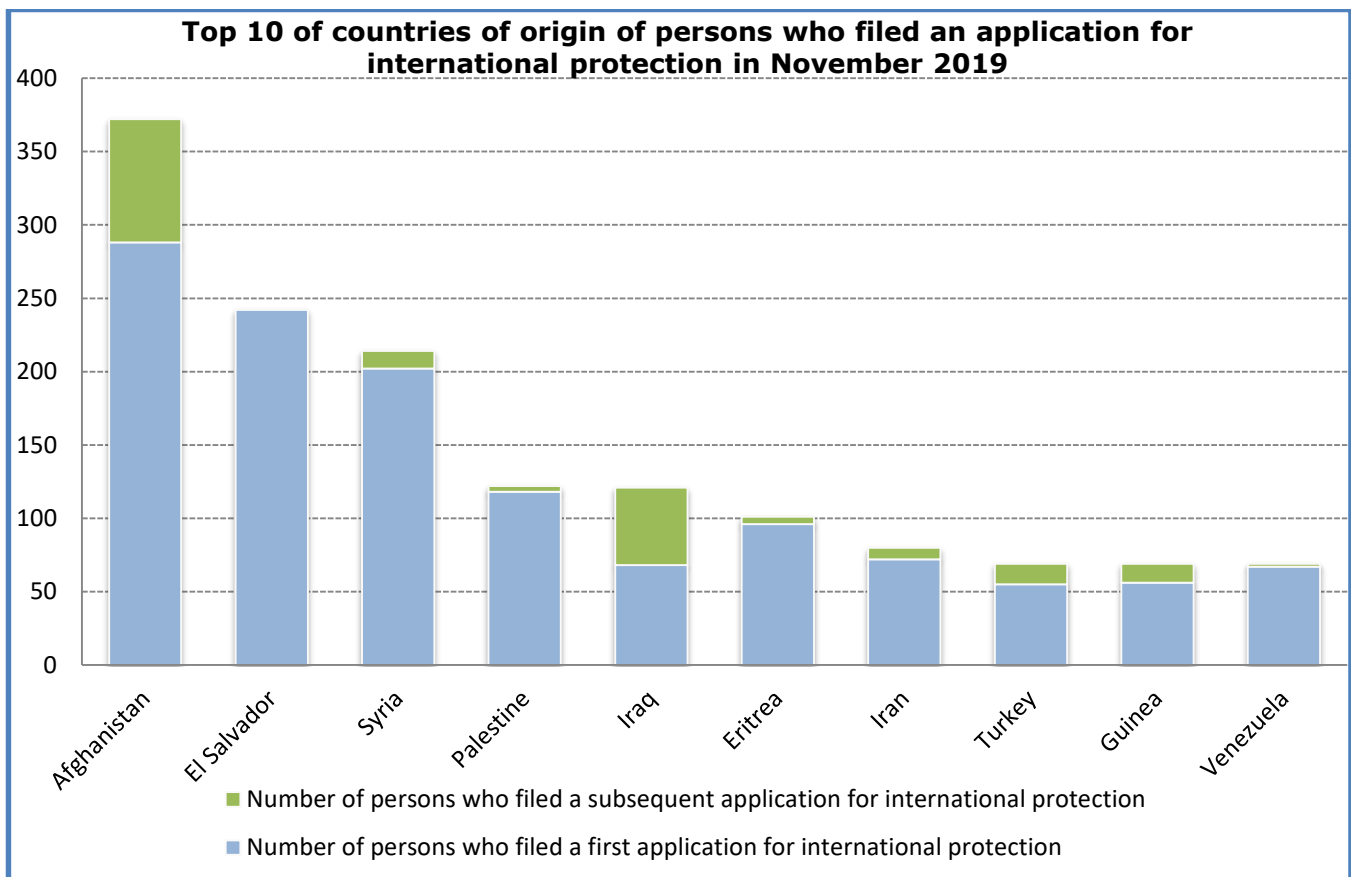
I. APPLICATIONS FOR INTERNATIONAL PROTECTION (Source: Immigration Office)

Number of persons who who filed an application for international protection in 2016,2017, 2018 and 2019							
2016			2017				
Total number of persons who filed an application for international protection 2016	Number of persons who filed a first application for international protection 2016	Number of persons who filed a subsequent application for international protection 2016	Total number of persons who filed an application for international protection 2017	Number of persons who filed a first application for international protection 2017	Number of persons who filed a subsequent application for international protection 2017		
January	2.842	2.396	446	January	1.461	1.151	310
February	1.523	1.313	210	February	1.416	1.081	335
March	1.374	1.016	358	March	1.784	1.377	407
April	1.300	1.033	267	April	1.424	1.084	340
May	1.193	836	357	May	1.643	1.290	353
June	1.089	790	299	June	1.614	1.267	347
July	1.322	1.084	238	July	1.529	1.172	357
August	1.673	1.254	419	August	1.790	1.437	353
September	1.496	1.176	320	September	1.898	1.553	345
October	1.705	1.330	375	October	1.787	1.357	430
November	1.614	1.261	353	November	1.742	1.377	365
December	1.579	1.181	398	December	1.600	1.227	373
Total	18.710	14.670	4.040	Total	19.688	15.373	4.315

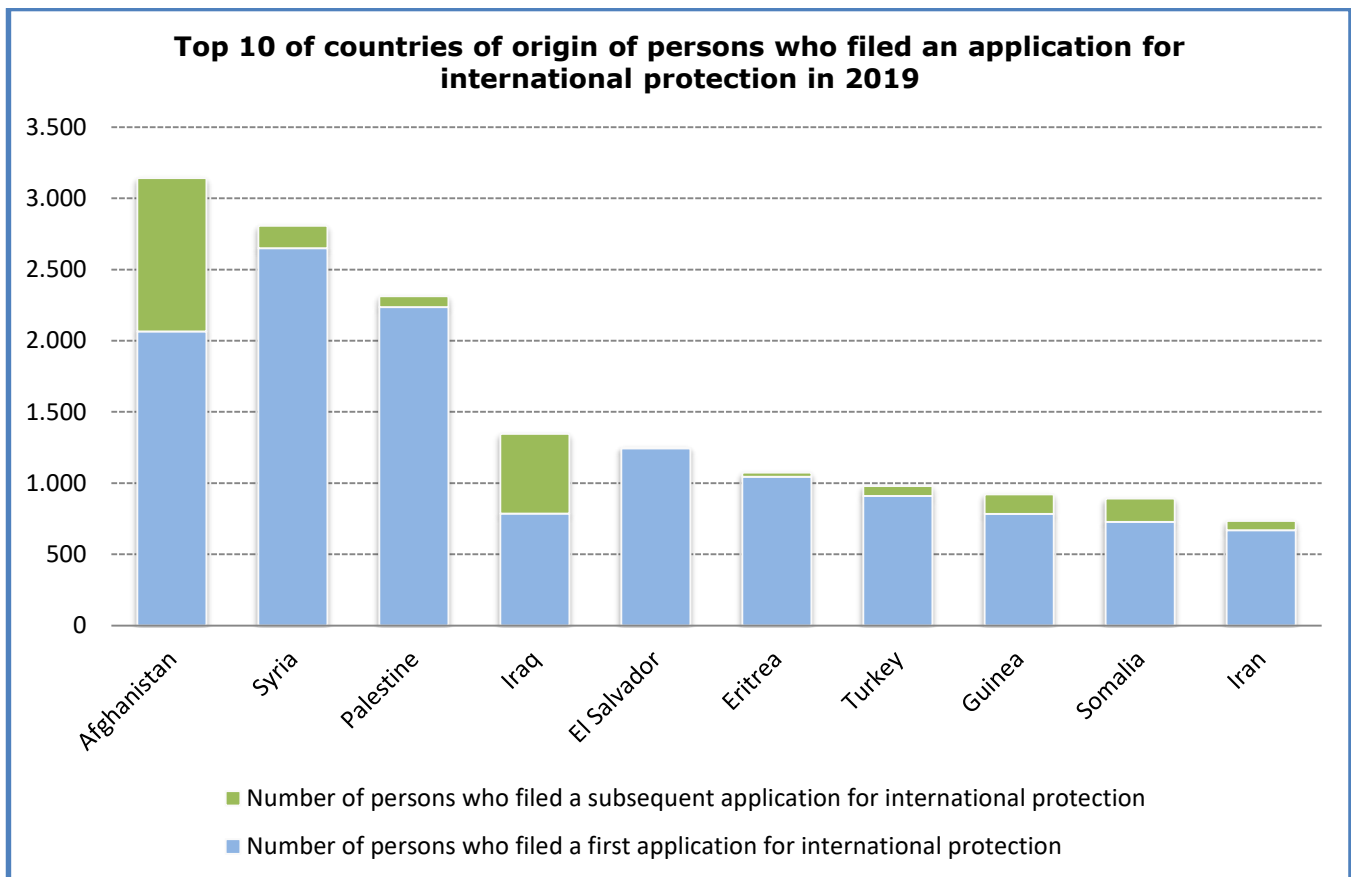
2018			2019				
Total number of persons who filed an application for international protection 2018	Number of persons who filed a first application for international protection 2018	Number of persons who filed a subsequent application for international protection 2018	Total number of persons who filed an application for international protection 2019	Number of persons who filed a first application for international protection 2019	Number of persons who filed a subsequent application for international protection 2019		
January	1.893	1.458	435	January	2.765	2.272	493
February	1.757	1.369	388	February	2.063	1.665	398
March	1.779	1.344	435	March	2.118	1.755	363
April	1.711	1.323	388	April	2.247	1.878	369
May	1.791	1.320	471	May	1.813	1.502	311
June	1.737	1.352	385	June	2.058	1.772	286
July	2.117	1.812	305	July	2.262	1.937	325
August	2.368	1.943	425	August	2.185	1.945	240
September	2.345	2.004	341	September	2.607	2.234	373
October	2.750	2.360	390	October	2.929	2.483	446
November	1.942	1.672	270	November	2.452	2.072	380
December	1.253	1.081	172	December			
Total	23.443	19.038	4.405	Total	25.499	21.515	3.984



Top 10 of countries of origin of persons who filed an application for international protection in November 2019			
Country of origin	Total number of persons who filed an application for international protection	Number of persons who filed a first application for international protection	Number of persons who filed a subsequent application for international protection
1 Afghanistan	372	288	84
2 El Salvador	242	242	0
3 Syria	214	202	12
4 Palestine	122	118	4
5 Iraq	121	68	53
6 Eritrea	101	96	5
7 Iran	80	72	8
8 Turkey	69	55	14
9 Guinea	69	56	13
10 Venezuela	69	67	2
Other countries	993	808	185
Total November	2.452	2.072	380



Top 10 of countries of origin of persons who who filed an application for international protection in 2019			
Country of origin	Total number of persons who filed an application for international protection	Number of persons who filed a first application for international protection	Number of persons who filed a subsequent application for international protection
1 Afghanistan	3.142	2.065	1.077
2 Syria	2.807	2.649	158
3 Palestine	2.312	2.236	76
4 Iraq	1.347	787	560
5 El Salvador	1.248	1.245	3
6 Eritrea	1.073	1.044	29
7 Turkey	979	910	69
8 Guinea	920	784	136
9 Somalia	892	727	165
10 Iran	734	669	65
Other countries	10.045	8.399	1.646
Total 2019	25.499	21.515	3.984



II. **DECISIONS** (Source: CGRS)

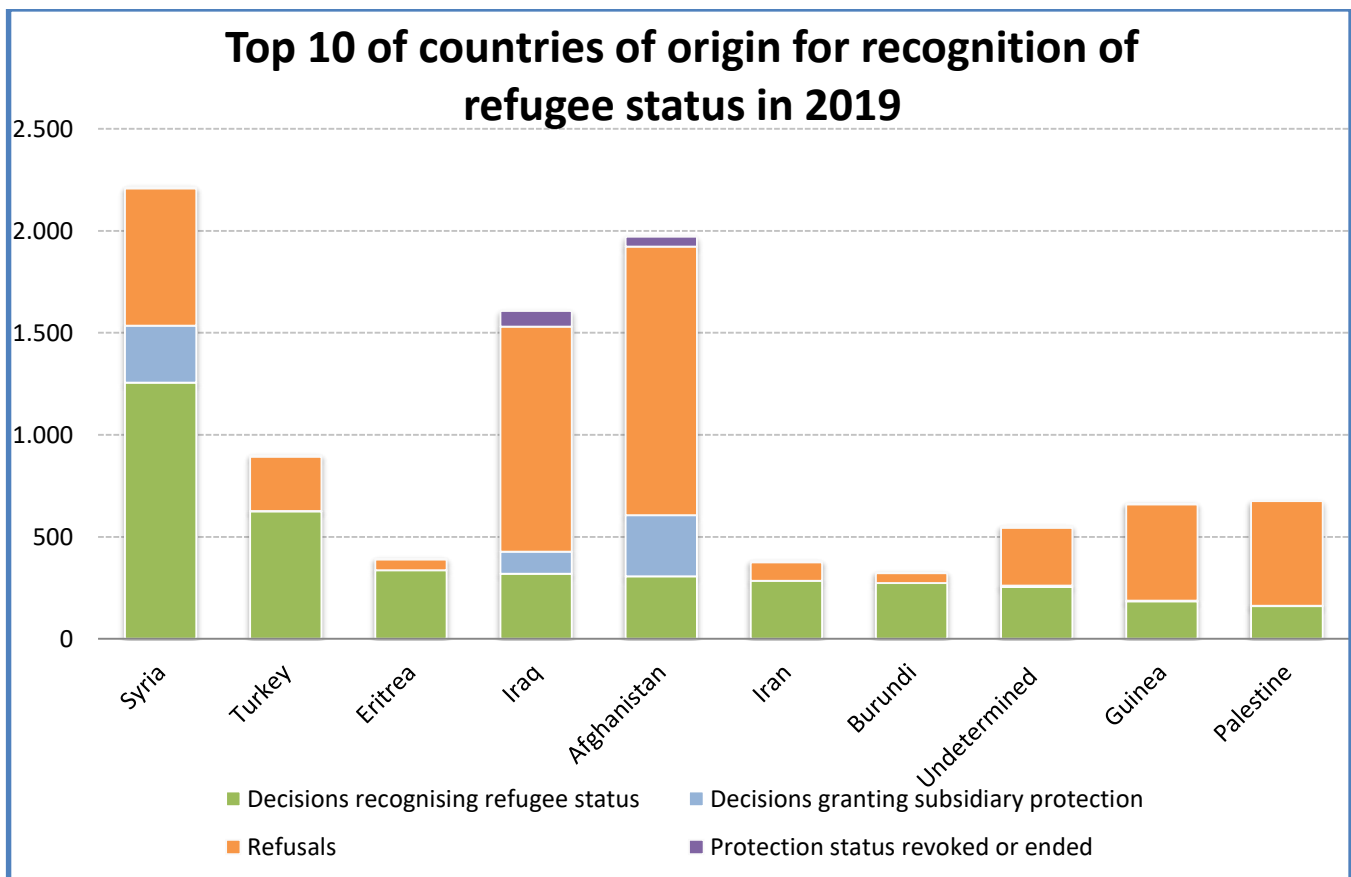
Number of persons who received a decision regarding their application for international protection													
Decisions	Jan	Feb	Mar	Apr	May	Jun	Jul	Aug	Sep	Oct	Nov	Dec	Tot
Intermediary decisions													
Number of persons for whom a further assessment (border) was decided + number of persons whose subsequent application was declared admissible	101	98	89	90	63	102	79	94	80	109	88		993
Final decisions													
Number of persons who received a decision granting refugee status	419	560	611	449	585	426	589	299	369	548	438		5.293
Number of persons who received a decision granting subsidiary protection status	110	78	75	89	74	68	79	54	73	103	57		860
Number of persons whose application was declared inadmissible	333	347	320	230	253	310	293	375	372	634	625		4.092
Number of persons whose application was considered manifestly unfounded	8	4	66	55	79	57	52	48	83	103	104		659
Number of persons who received a decision refusing refugee status and refusing subsidiary protection status	344	446	492	406	403	411	442	273	367	497	425		4.506
Number of persons whose status was ended or revoked	20	24	25	12	26	28	13	18	16	29	24		235
Total number of persons who received a decision regarding their application for international protection	1.335	1.557	1.678	1.331	1.483	1.402	1.547	1.161	1.360	2.023	1.761	0	16.638

Number of decisions (cases)													
Decisions	Jan	Feb	Mar	Apr	May	Jun	Jul	Aug	Sep	Oct	Nov	Dec	Tot
Intermediary decisions													
further assessment (border) + subsequent application declared admissible	90	81	75	70	54	87	75	66	57	94	76		825
Final decisions													
Recognition of refugee status (RS)	334	401	445	363	418	332	414	237	304	412	346		4.006
Granting of subsidiary protection status (SP)	86	59	67	66	65	58	63	44	60	74	51		693
Application declared inadmissible	294	281	286	211	216	277	253	319	307	532	509		3.485
Application considered manifestly unfounded	5	3	52	40	51	45	39	34	62	76	71		478
Refusal of refugee status and refusal of subsidiary protection status	298	365	409	336	344	339	364	229	312	417	380		3.793
Protection status revoked or ended	17	20	21	12	23	20	13	18	16	26	23		209
Total number of decisions	1.124	1.210	1.355	1.098	1.171	1.158	1.221	947	1.118	1.631	1.456	0	13.489

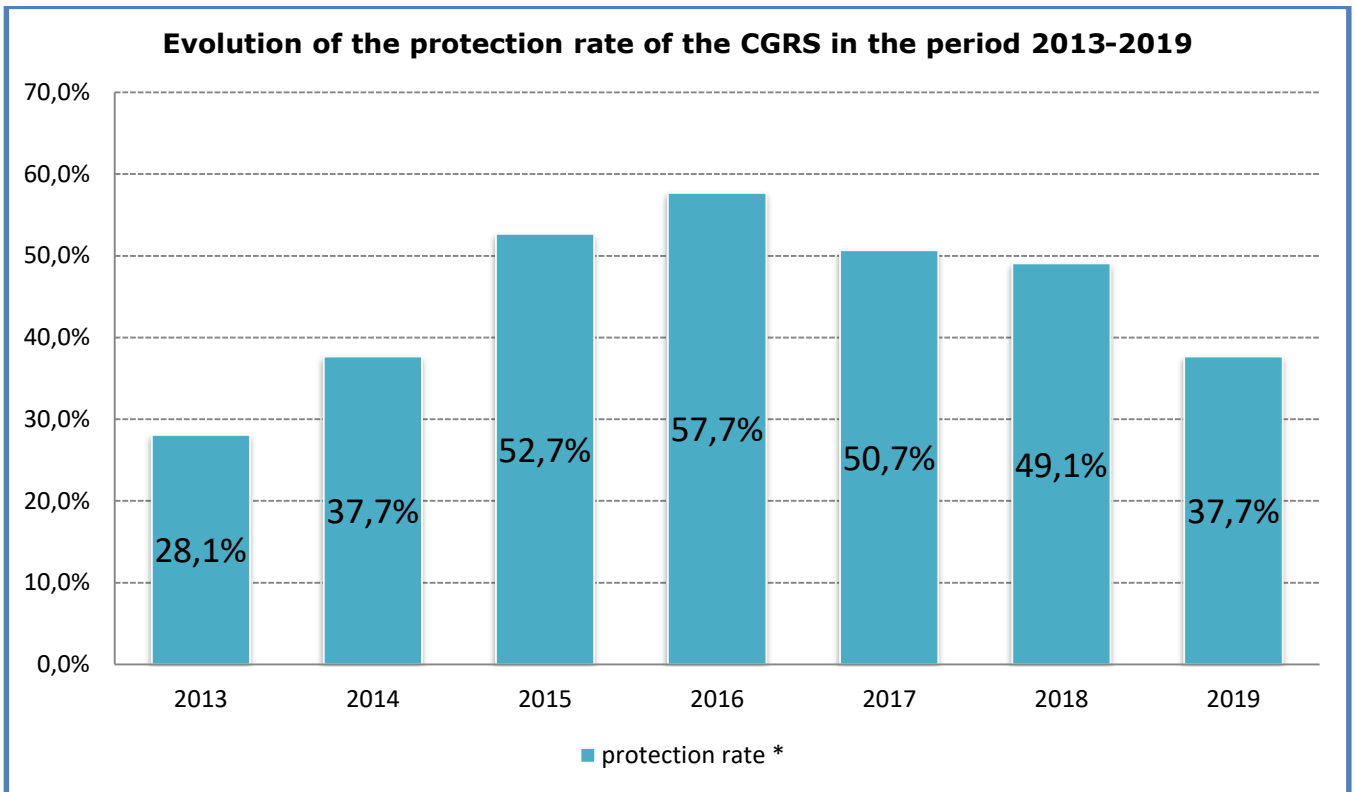
Top 10 of countries of origin for recognition of refugee status in 2019

Country of origin	Decisions recognising refugee status	Decisions granting subsidiary protection	Protection status revoked or ended	Refusals	Total number of final decisions *
1 Syria	1.256	279	5	673	2.213
2 Turkey	625	2	5	267	899
3 Eritrea	336	0	3	54	393
4 Iraq	319	108	78	1.103	1.608
5 Afghanistan	306	301	49	1.316	1.972
6 Iran	285	0	6	91	382
7 Burundi	274	0	3	49	326
8 Undetermined	255	6	8	284	553
9 Guinea	184	4	2	472	662
10 Palestine	161	1	0	513	675
Other countries	1.292	159	76	4.435	5.962
Totaal 2019	5.293	860	235	9.257	15.645

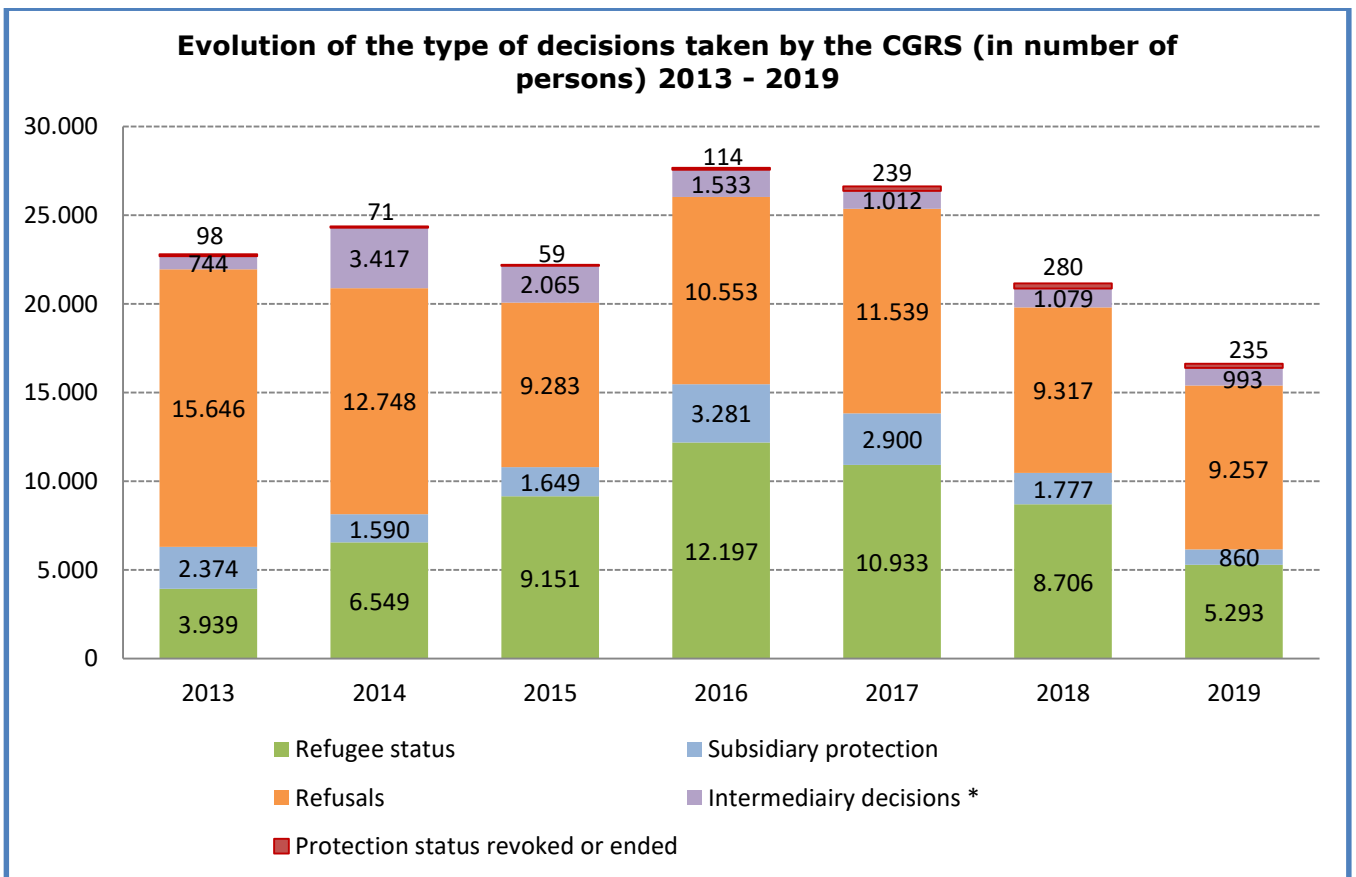
* The decisions 'further assessment (border) and subsequent application declared admissible' are a kind of intermediary decision and are therefore **not included** in the final decisions.



'Undetermined' includes persons whose nationality could not be ascertained, stateless persons,...



* The protection rate is the percentage of applications leading to recognition of refugee status or granting of subsidiary protection status compared to the total number of final decisions (= total number of decisions - the intermediary decisions) - the number of files where the protection status was revoked or ended.



* 'Intermediary decisions' are the decisions 'further assessment (border) and subsequent application declared admissible.'

III. CASELOAD (Source: CGRS)

At the end of November 2019, the total workload amounted to **10,271** cases (13,034 persons). In view of the current inflow, a volume of **4,200** dossiers can be considered as a normal caseload. The actual backlog amounts to **6,071** cases.

