

ASYLUM STATISTICS OCTOBER 2019

SURVEY		
APPLICATIONS FOR INTERNATIONAL PROTECTION	October 2019	2019
Number of persons who filed a first application for international protection *	2.483	19.443
Number of persons who filed a subsequent application for international protection	446	3.604
Total number of persons who filed an application for international protection	2.929	23.047
DECISIONS	October 2019	2019
Intermediary decisions		
Number of persons for whom a further assessment (border) was decided + number of persons whose subsequent application was declared admissible	109	910
Final decisions		
Number of persons who received a decision granting refugee status	547	4.851
Number of persons who received a decision granting subsidiary protection status	103	803
Number of persons whose application was declared inadmissible	634	3.461
Number of persons whose application was considered manifestly unfounded	102	554
Number of persons who received a decision refusing refugee status and refusing subsidiary protection status	496	4.079
Number of persons whose status was ended or revoked	29	211
Total number of persons who received a decision regarding their application for international protection	2.020	14.869
CASELOAD	End of October	
	9.907 cases	

* This category contains both the applications filed at the border and those filed on the territory, as well as applications filed by persons who came to Belgium through resettlement (0 persons in October).

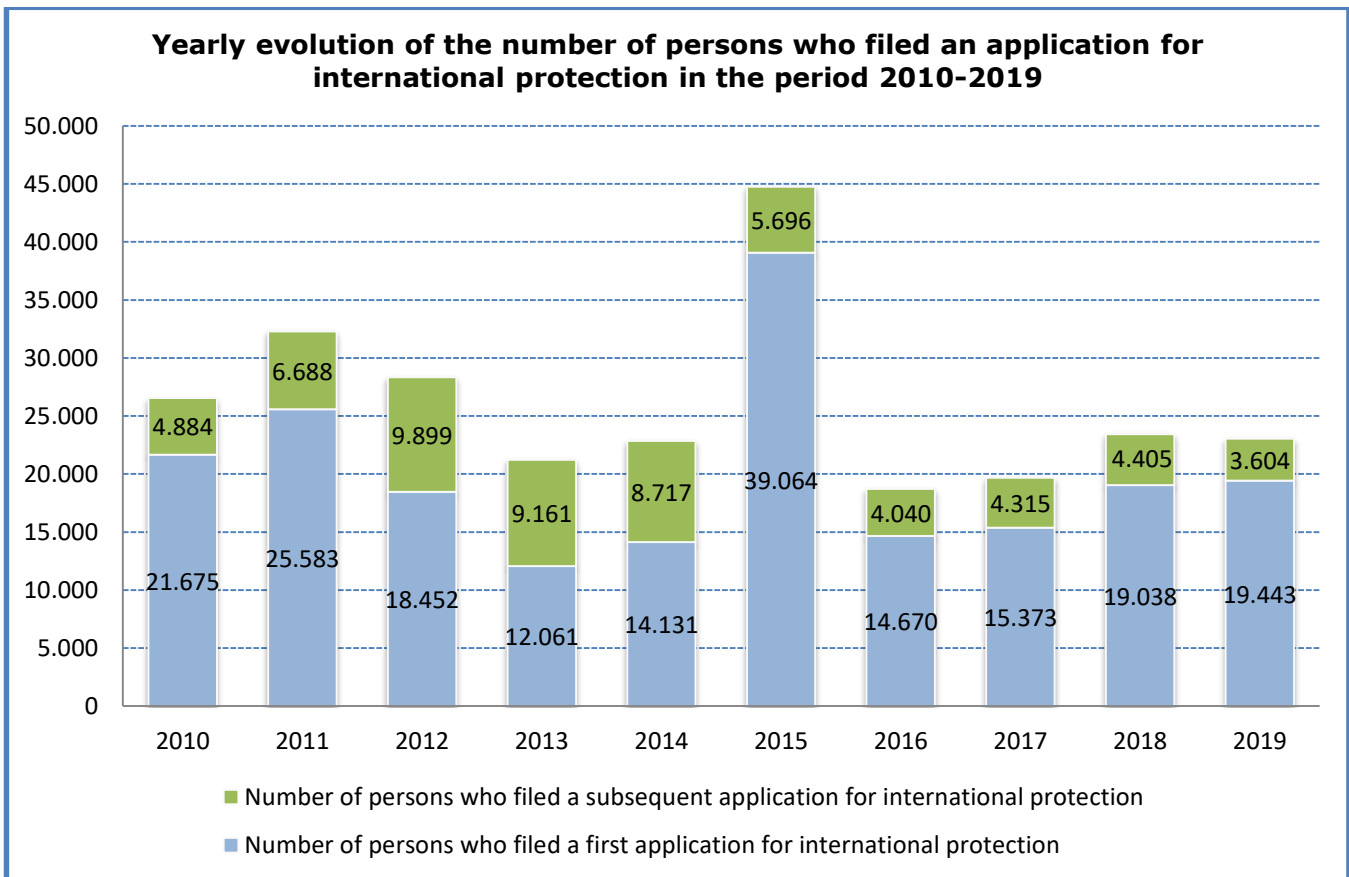
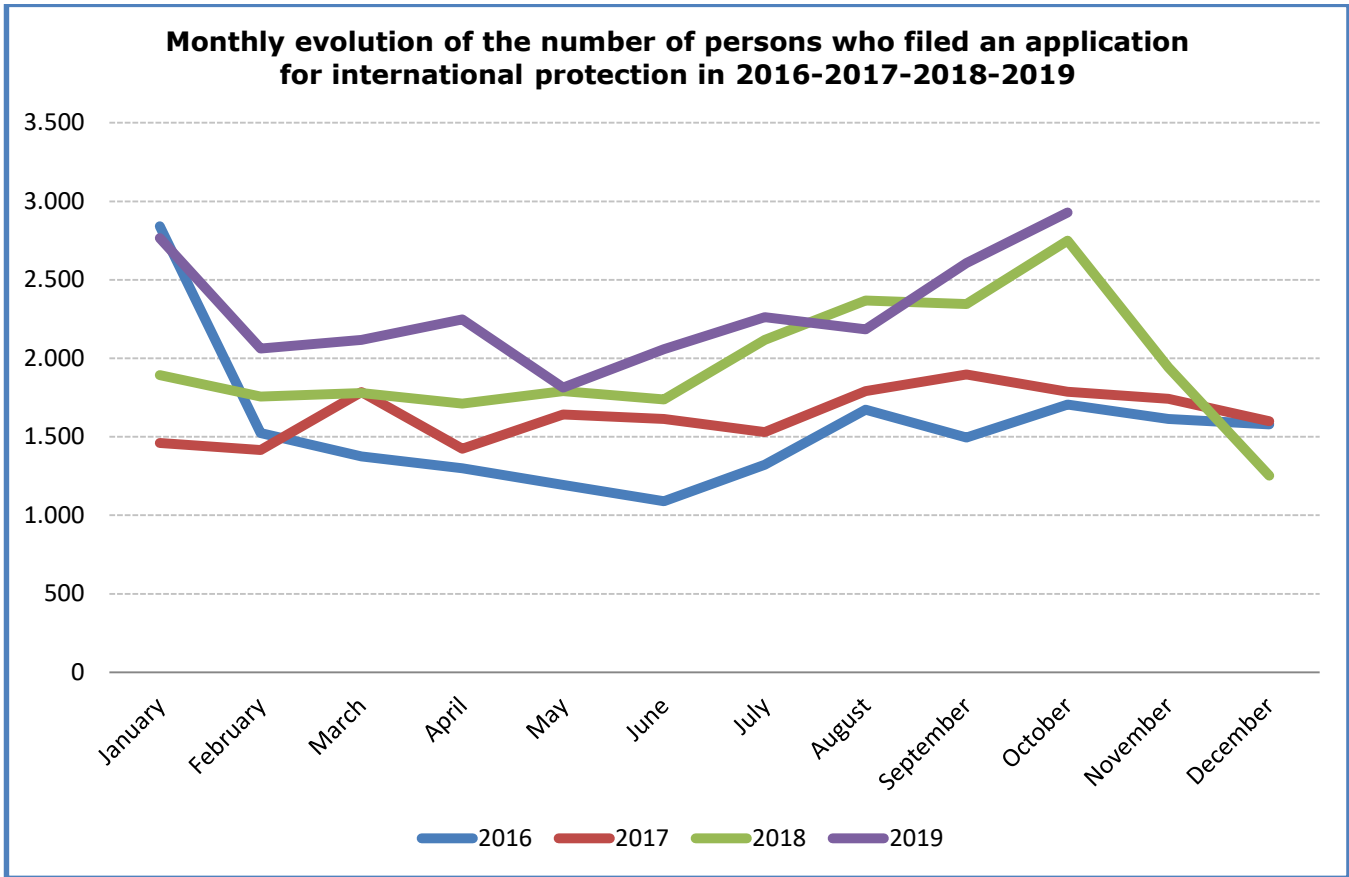
Date of publication: 12 November 2019

Contact person: Gabrielle BAES Gabrielle.Baes@ibz.fgov.be

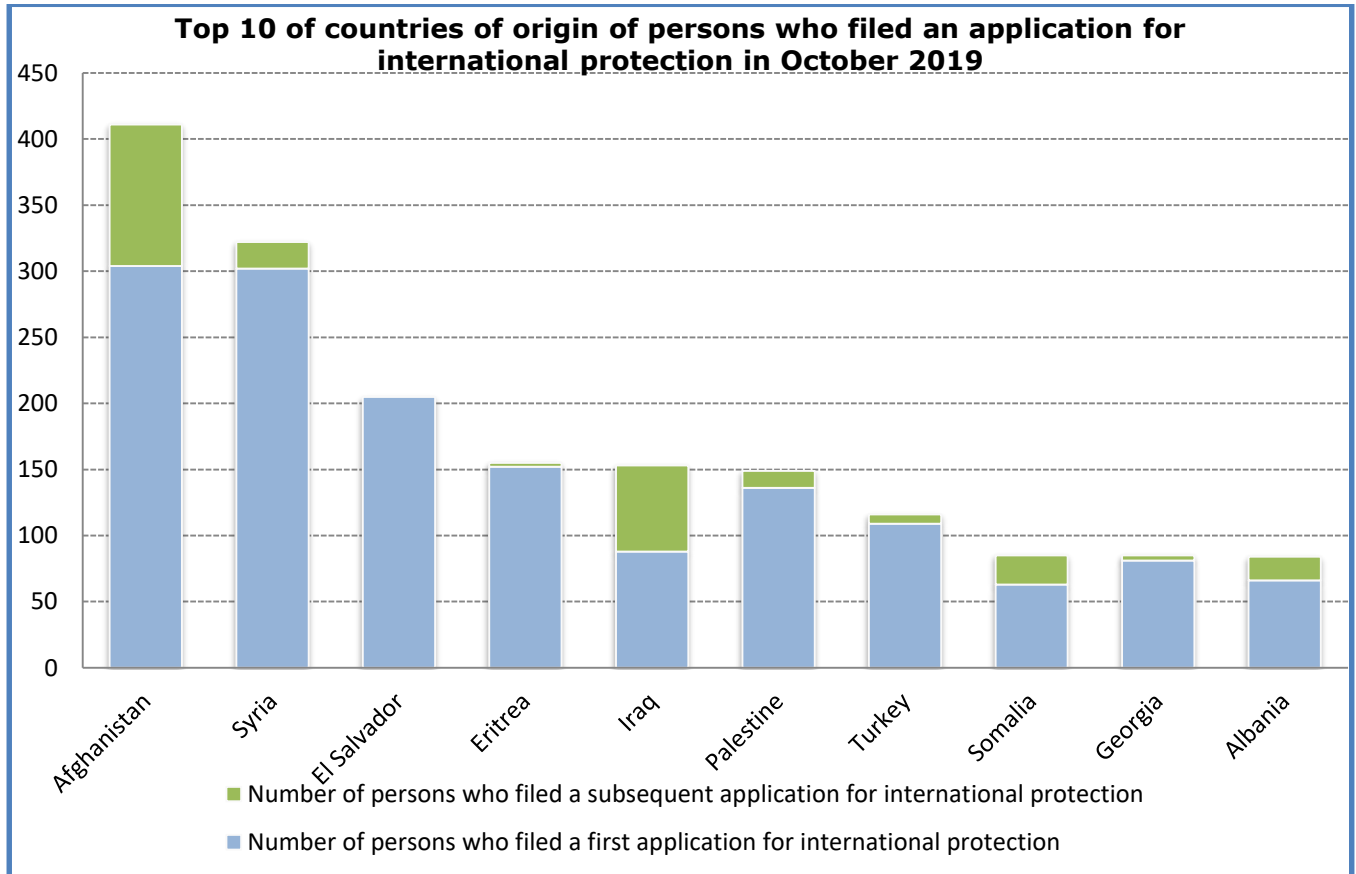
02 205 50 56

I. APPLICATIONS FOR INTERNATIONAL PROTECTION (Source: Immigration Office)

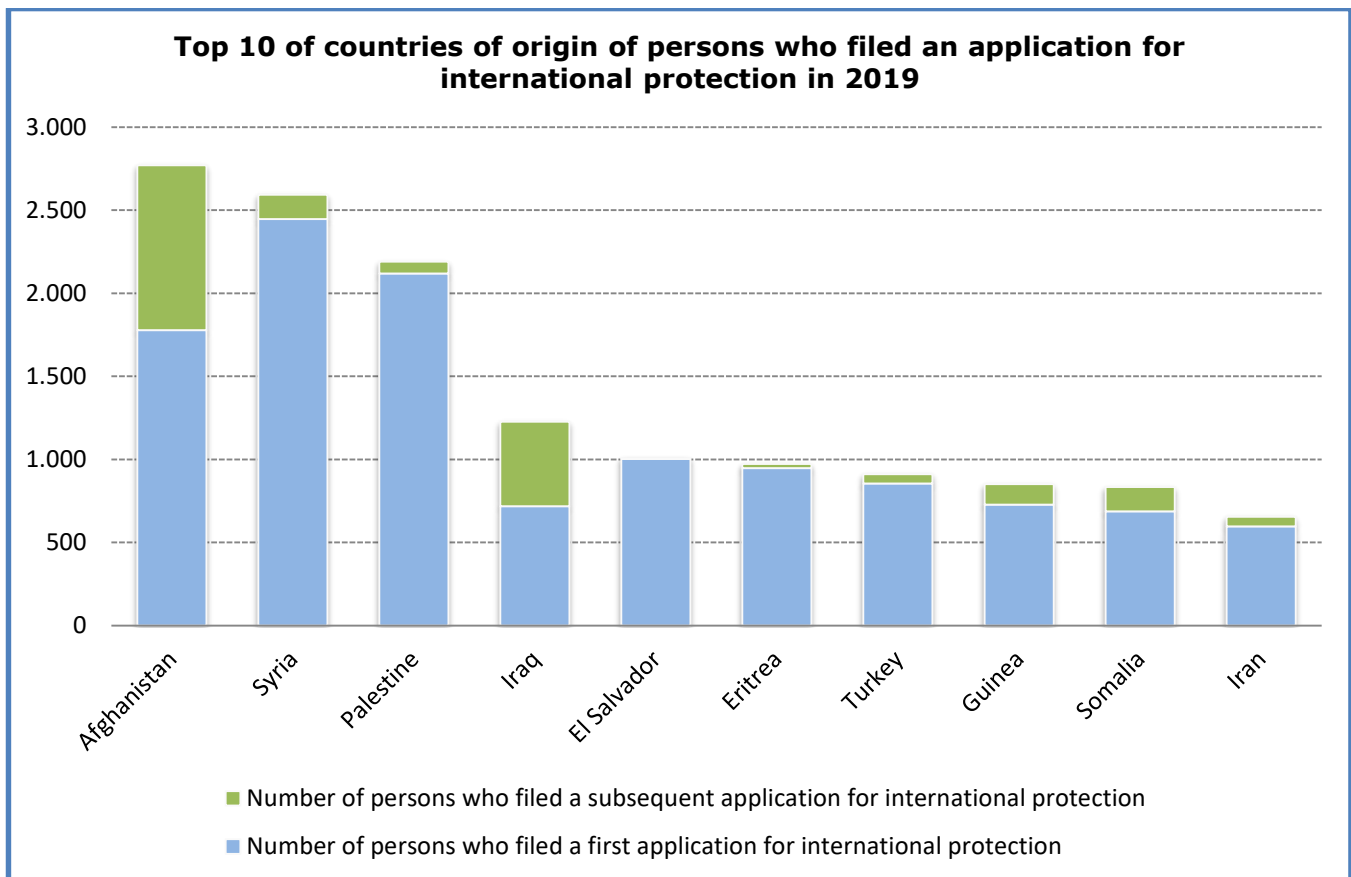
Number of persons who who filed an application for international protection in 2016,2017, 2018 and 2019							
	Total number of persons who filed an application for international protection 2016	Number of persons who filed a first application for international protection 2016	Number of persons who filed a subsequent application for international protection 2016		Total number of persons who filed an application for international protection 2017	Number of persons who filed a first application for international protection 2017	Number of persons who filed a subsequent application for international protection 2017
January	2.842	2.396	446	January	1.461	1.151	310
February	1.523	1.313	210	February	1.416	1.081	335
March	1.374	1.016	358	March	1.784	1.377	407
April	1.300	1.033	267	April	1.424	1.084	340
May	1.193	836	357	May	1.643	1.290	353
June	1.089	790	299	June	1.614	1.267	347
July	1.322	1.084	238	July	1.529	1.172	357
August	1.673	1.254	419	August	1.790	1.437	353
September	1.496	1.176	320	September	1.898	1.553	345
October	1.705	1.330	375	October	1.787	1.357	430
November	1.614	1.261	353	November	1.742	1.377	365
December	1.579	1.181	398	December	1.600	1.227	373
Total	18.710	14.670	4.040	Total	19.688	15.373	4.315
	Total number of persons who filed an application for international protection 2018	Number of persons who filed a first application for international protection 2018	Number of persons who filed a subsequent application for international protection 2018		Total number of persons who filed an application for international protection 2019	Number of persons who filed a first application for international protection 2019	Number of persons who filed a subsequent application for international protection 2019
January	1.893	1.458	435	January	2.765	2.272	493
February	1.757	1.369	388	February	2.063	1.665	398
March	1.779	1.344	435	March	2.118	1.755	363
April	1.711	1.323	388	April	2.247	1.878	369
May	1.791	1.320	471	May	1.813	1.502	311
June	1.737	1.352	385	June	2.058	1.772	286
July	2.117	1.812	305	July	2.262	1.937	325
August	2.368	1.943	425	August	2.185	1.945	240
September	2.345	2.004	341	September	2.607	2.234	373
October	2.750	2.360	390	October	2.929	2.483	446
November	1.942	1.672	270	November			
December	1.253	1.081	172	December			
Total	23.443	19.038	4.405	Total	23.047	19.443	3.604



Top 10 of countries of origin of persons who filed an application for international protection in October 2019			
Country of origin	Total number of persons who filed an application for international protection	Number of persons who filed a first application for international protection	Number of persons who filed a subsequent application for international protection
1 Afghanistan	411	304	107
2 Syria	322	302	20
3 El Salvador	205	205	0
4 Eritrea	155	152	3
5 Iraq	153	88	65
6 Palestine	149	136	13
7 Turkey	116	109	7
8 Somalia	85	63	22
9 Georgia	85	81	4
10 Albania	84	66	18
Other countries	1.164	977	187
Total October	2.929	2.483	446



Top 10 of countries of origin of persons who who filed an application for international protection in 2019			
Country of origin	Total number of persons who filed an application for international protection	Number of persons who filed a first application for international protection	Number of persons who filed a subsequent application for international protection
1 Afghanistan	2.770	1.777	993
2 Syria	2.593	2.447	146
3 Palestine	2.190	2.118	72
4 Iraq	1.226	719	507
5 El Salvador	1.006	1.003	3
6 Eritrea	972	948	24
7 Turkey	910	855	55
8 Guinea	851	728	123
9 Somalia	834	688	146
10 Iran	654	597	57
Other countries	9.041	7.563	1.478
Total 2019	23.047	19.443	3.604



II. **DECISIONS** (Source: CGRS)

Number of persons who received a decision regarding their application for international protection													
Decisions	Jan	Feb	Mar	Apr	May	Jun	Jul	Aug	Sep	Oct	Nov	Dec	Tot
Intermediary decisions													
Number of persons for whom a further assessment (border) was decided + number of persons whose subsequent application was declared admissible	101	98	89	90	63	101	84	95	80	109			910
Final decisions													
Number of persons who received a decision granting refugee status	419	560	611	449	585	426	588	297	369	547			4.851
Number of persons who received a decision granting subsidiary protection status	110	78	75	89	74	68	79	54	73	103			803
Number of persons whose application was declared inadmissible	333	347	320	230	253	310	287	375	372	634			3.461
Number of persons whose application was considered manifestly unfounded	8	4	66	55	79	57	52	48	83	102			554
Number of persons who received a decision refusing refugee status and refusing subsidiary protection status	344	446	492	406	403	411	441	273	367	496			4.079
Number of persons whose status was ended or revoked	20	24	25	12	26	28	13	18	16	29			211
Total number of persons who received a decision regarding their application for international protection	1.335	1.557	1.678	1.331	1.483	1.401	1.544	1.160	1.360	2.020	0	0	14.869

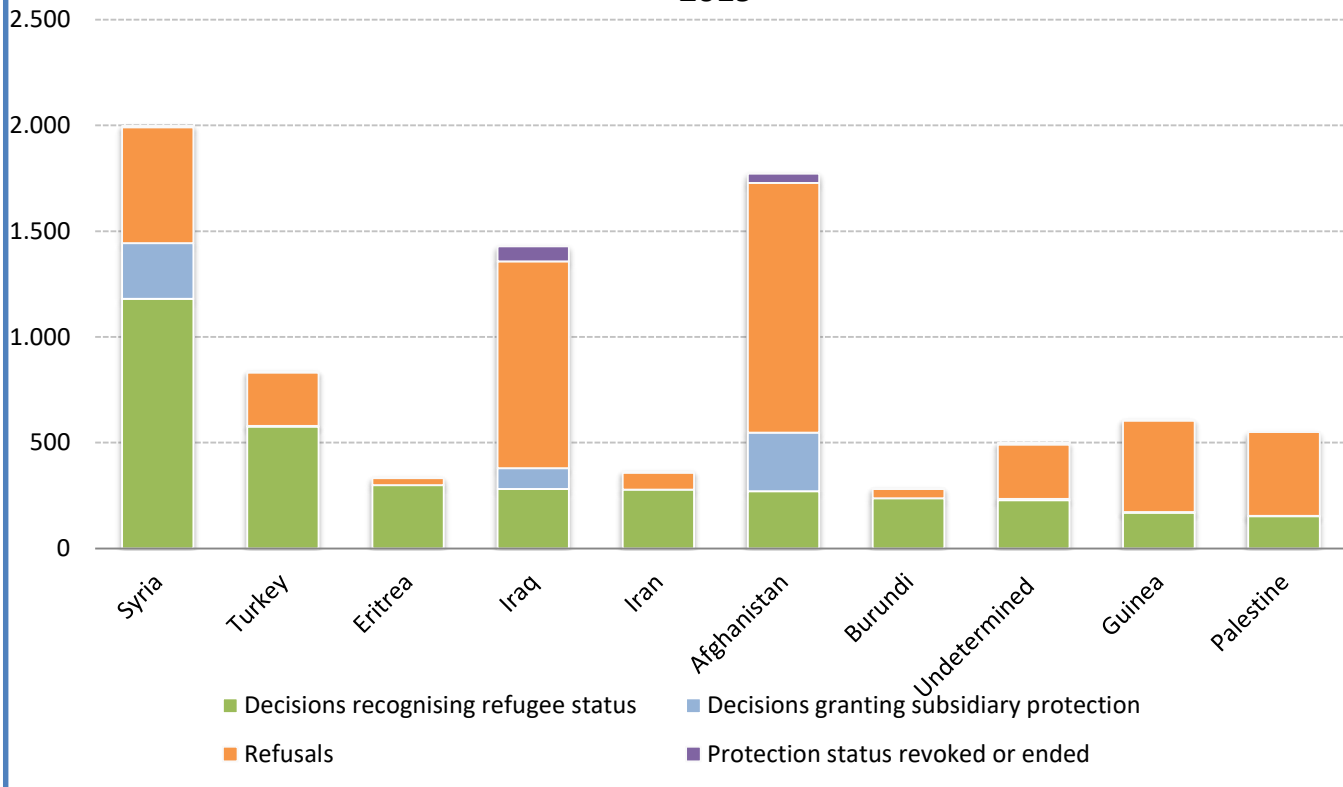
Number of decisions (cases)													
Decisions	Jan	Feb	Mar	Apr	May	Jun	Jul	Aug	Sep	Oct	Nov	Dec	Tot
Intermediary decisions													
further assessment (border) + subsequent application declared admissible	90	81	75	70	54	87	75	66	57	94			749
Final decisions													
Recognition of refugee status (RS)	334	401	445	363	418	332	414	237	304	412			3.660
Granting of subsidiary protection status (SP)	86	59	67	66	65	58	63	44	60	74			642
Application declared inadmissible	294	281	286	211	216	277	253	319	307	532			2.976
Application considered manifestly unfounded	5	3	52	40	51	45	39	34	62	76			407
Refusal of refugee status and refusal of subsidiary protection status	298	365	409	336	344	339	364	229	312	417			3.413
Protection status revoked or ended	17	20	21	12	23	20	13	18	16	26			186
Total number of decisions	1.124	1.210	1.355	1.098	1.171	1.158	1.221	947	1.118	1.631	0	0	12.033

Top 10 of countries of origin for recognition of refugee status in 2019

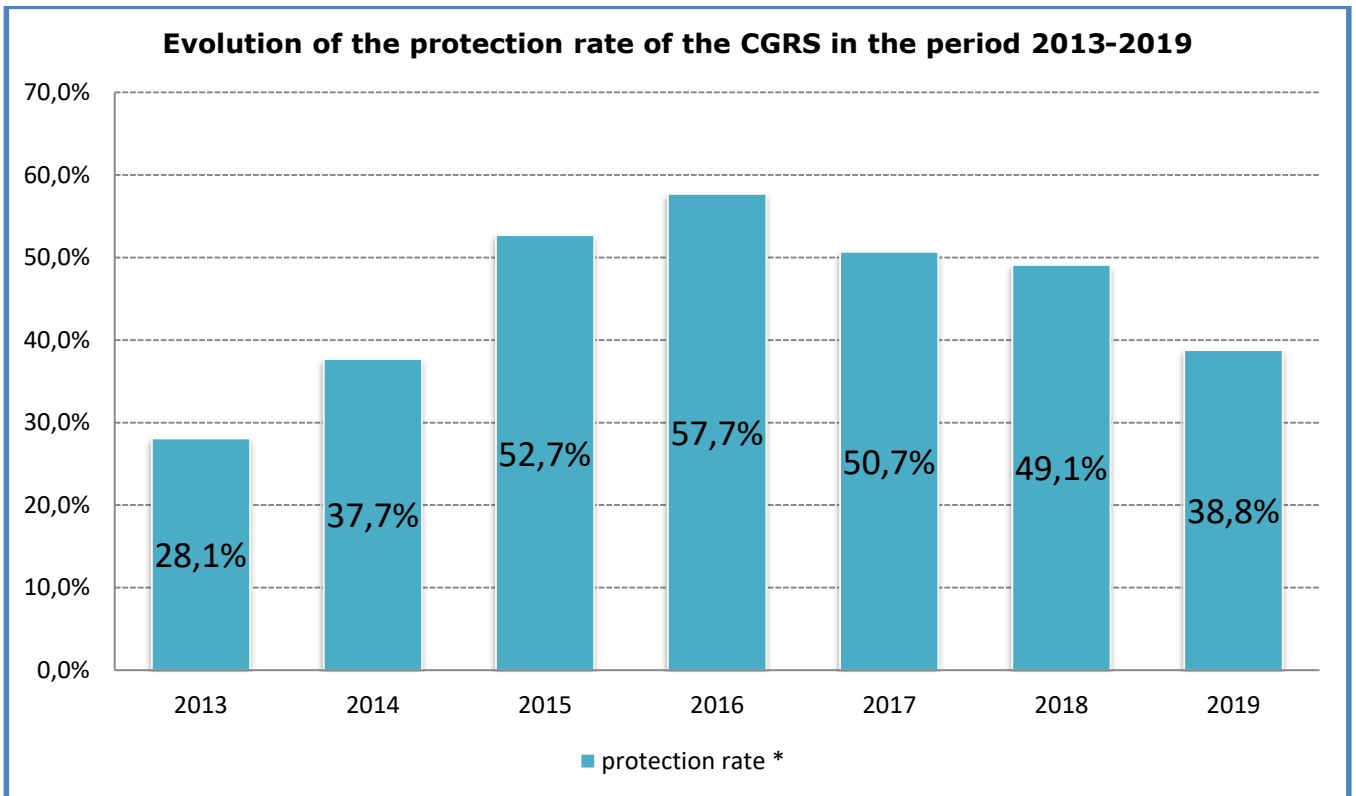
Country of origin	Decisions recognising refugee status	Decisions granting subsidiary protection	Protection status revoked or ended	Refusals	Total number of final decisions *
1 Syria	1.180	263	5	549	1.997
2 Turkey	577	2	5	253	837
3 Eritrea	300	0	3	32	335
4 Iraq	281	99	70	978	1.428
5 Iran	278	0	6	81	365
6 Afghanistan	270	278	44	1.180	1.772
7 Burundi	238	0	2	44	284
8 Undetermined	229	5	7	258	499
9 Guinea	170	3	2	432	607
10 Palestine	153	1	0	397	551
Other countries	1.175	152	67	3.890	5.284
Totaal 2019	4.851	803	211	8.094	13.959

* The decisions 'further assessment (border) and subsequent application declared admissible' are a kind of intermediary decision and are therefore **not included** in the final decisions.

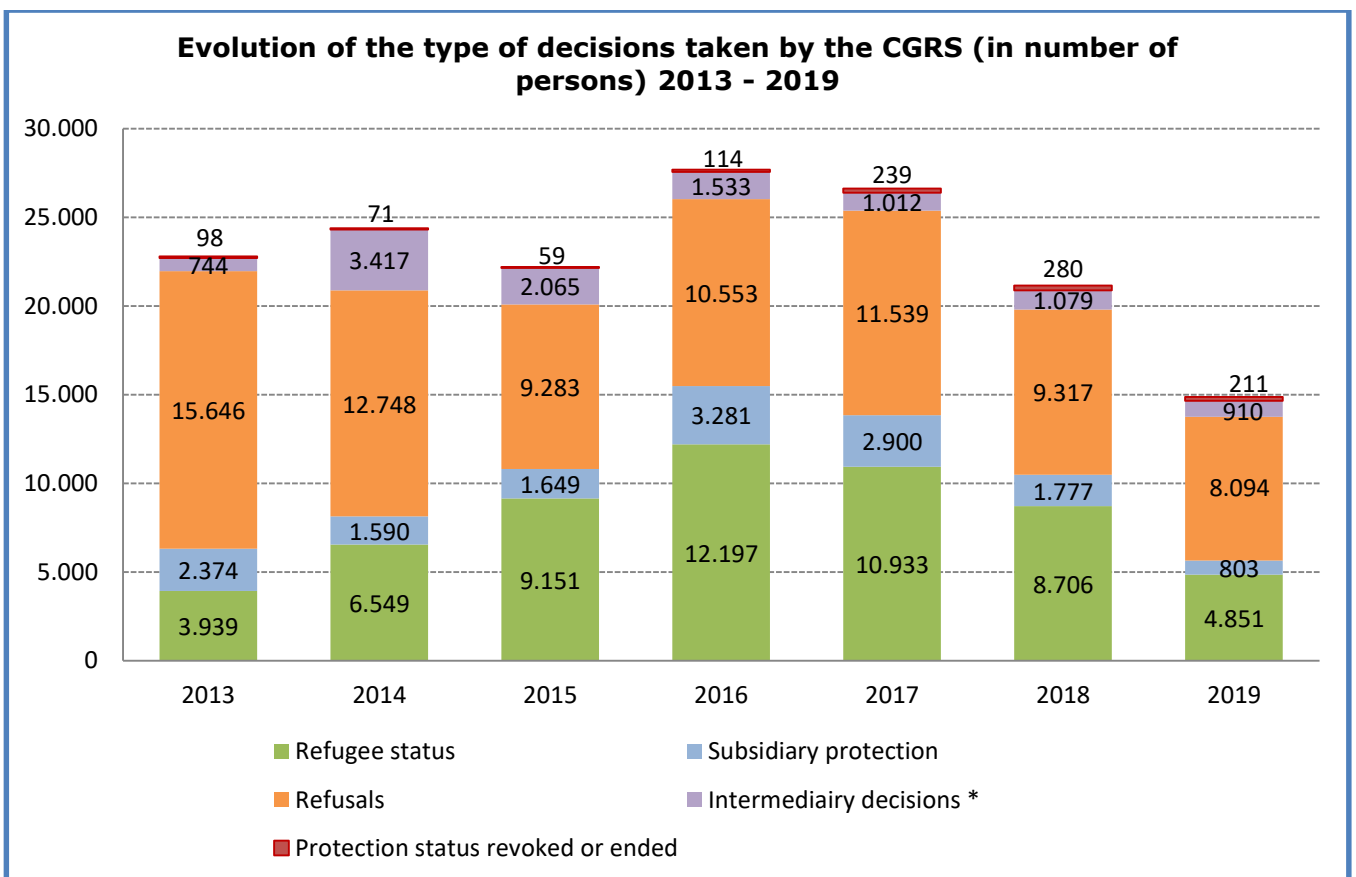
Top 10 of countries of origin for recognition of refugee status in 2019



'Undetermined' includes persons whose nationality could not be ascertained, stateless persons,...



* The protection rate is the percentage of applications leading to recognition of refugee status or granting of subsidiary protection status compared to the total number of final decisions (= total number of decisions - the intermediary decisions) - the number of files where the protection status was revoked or ended.



* 'Intermediary decisions' are the decisions 'further assessment (border) and subsequent application declared admissible.'

III. CASELOAD (Source: CGRS)

At the end of October 2019, the total workload amounted to **9,907** cases (12,603 persons). In view of the current inflow, a volume of **4,200** dossiers can be considered as a normal caseload. The actual backlog amounts to **5,707** cases.

