

ASYLUM STATISTICS OCTOBER 2020

SURVEY

APPLICATIONS FOR INTERNATIONAL PROTECTION		October 2020	2020
Number of persons who filed a first application for international protection *		1.437	10.058
Number of persons who filed a subsequent application for international protection		279	2.802
Total number of persons who filed an application for international protection		1.716	12.860
DECISIONS		October 2020	2020
Intermediary decisions			
Number of persons for whom a further assessment (border) was decided + number of persons whose subsequent application was declared admissible		74	648
Final decisions			
Number of persons who received a decision granting refugee status		395	3.925
Number of persons who received a decision granting subsidiary protection status		93	741
Number of persons whose application was declared inadmissible		402	3.507
Number of persons whose application was considered manifestly unfounded		50	404
Number of persons who received a decision refusing refugee status and refusing subsidiary protection status		543	4.341
Number of persons whose status was ended or revoked		11	126
Total number of persons who received a decision regarding their application for international protection		1.568	13.692
CASELOAD		End of October 2020	
		12.912 cases	

* This category contains both the applications filed at the border and those filed on the territory, as well as applications filed by persons who came to Belgium through resettlement (0 persons in October).

Date of publication: November 2020

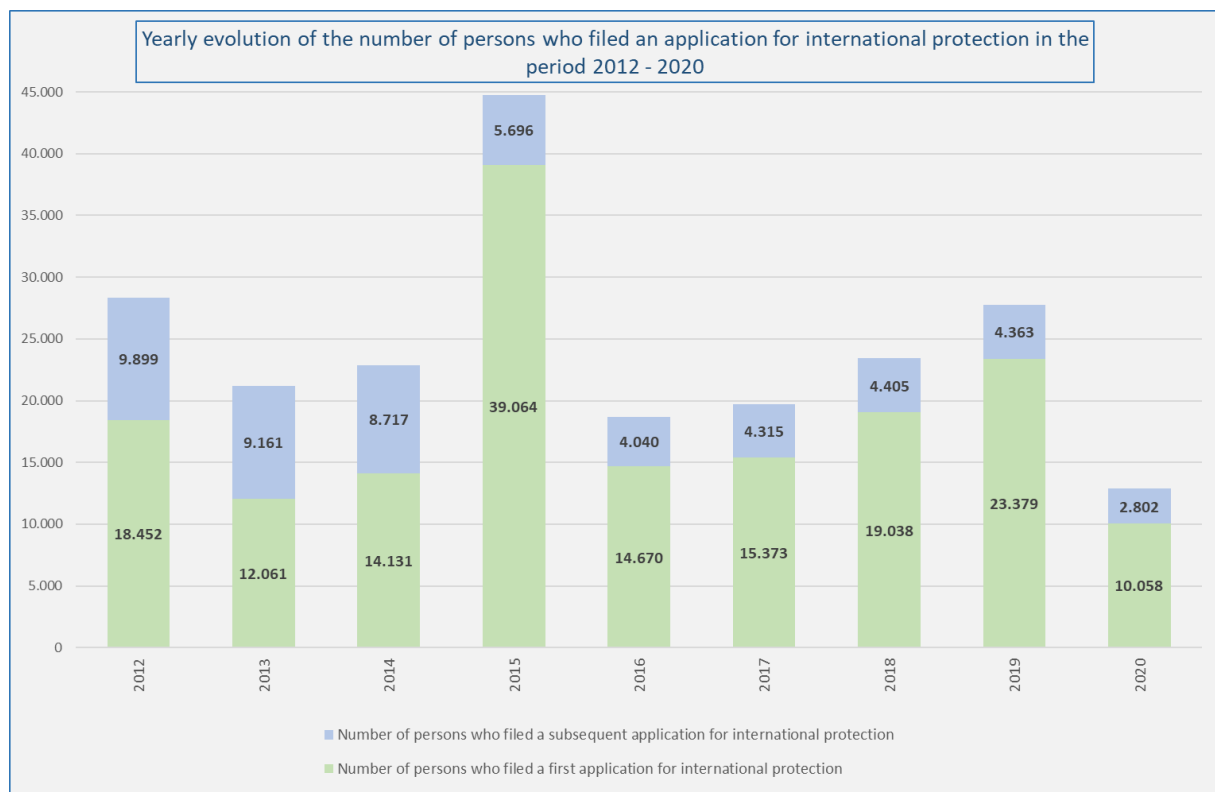
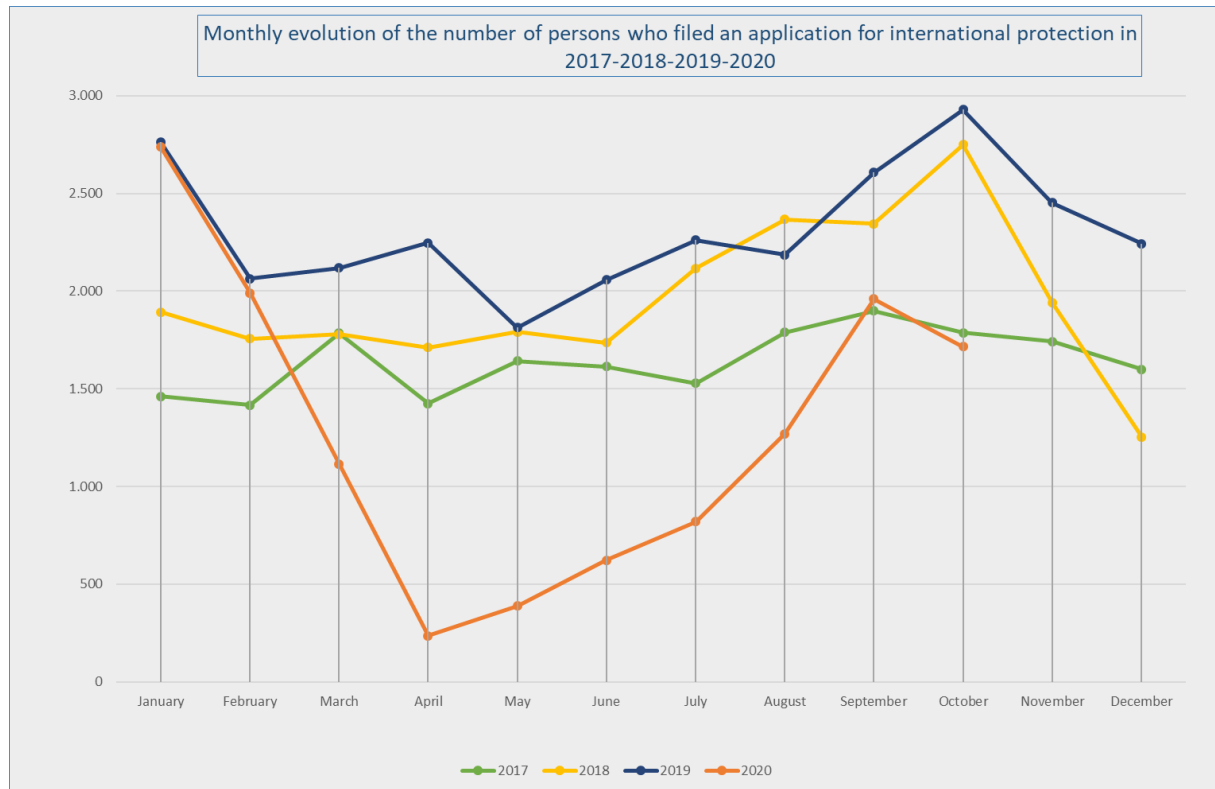
Contact person : Damien Dermaux

Damien.Dermaux@ibz.fgov.be

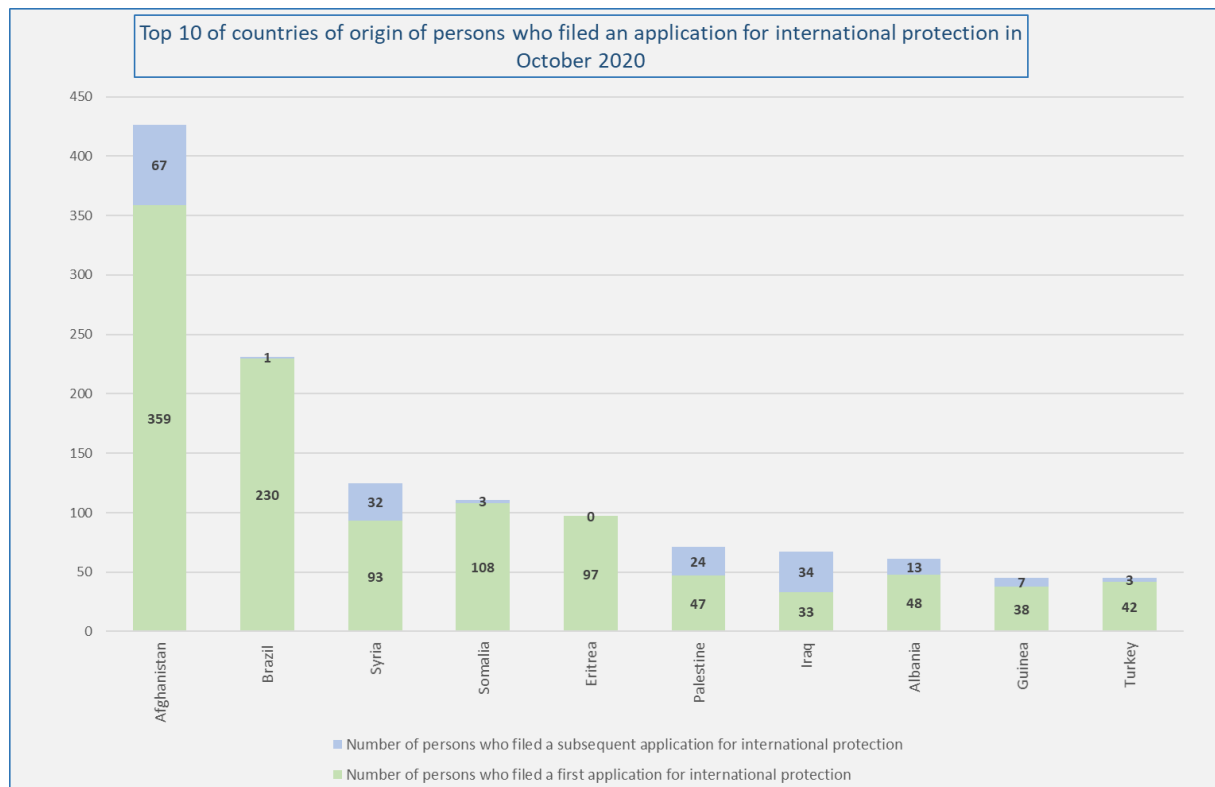
02 205 54 83

APPLICATIONS FOR INTERNATIONAL PROTECTION (Source: Immigration Office)

Number of persons who who filed an application for international protection in 2017,2018, 2019 and 2020							
	Total number of persons who filed an application for international protection 2017	Number of persons who filed a first application for international protection 2017	Number of persons who filed a subsequent application for international protection 2017		Total number of persons who filed an application for international protection 2018	Number of persons who filed a first application for international protection 2018	Number of persons who filed a subsequent application for international protection 2018
January	1.461	1.151	310	January	1.893	1.458	435
February	1.416	1.081	335	February	1.757	1.369	388
March	1.784	1.377	407	March	1.779	1.344	435
April	1.424	1.084	340	April	1.711	1.323	388
May	1.643	1.290	353	May	1.791	1.320	471
June	1.614	1.267	347	June	1.737	1.352	385
July	1.529	1.172	357	July	2.117	1.812	305
August	1.790	1.437	353	August	2.368	1.943	425
September	1.898	1.553	345	September	2.345	2.004	341
October	1.787	1.357	430	October	2.750	2.360	390
November	1.742	1.377	365	November	1.942	1.672	270
December	1.600	1.227	373	December	1.253	1.081	172
Total	19.688	15.373	4.315	Total	23.443	19.038	4.405
	Total number of persons who filed an application for international protection 2019	Number of persons who filed a first application for international protection 2019	Number of persons who filed a subsequent application for international protection 2019		Total number of persons who filed an application for international protection 2020	Number of persons who filed a first application for international protection 2020	Number of persons who filed a subsequent application for international protection 2020
January	2.765	2.272	493	January	2.739	2.235	504
February	2.063	1.665	398	February	1.990	1.626	364
March	2.118	1.755	363	March	1.116	897	219
April	2.247	1.878	369	April	236	172	64
May	1.813	1.502	311	May	389	225	164
June	2.058	1.772	286	June	623	319	304
July	2.262	1.937	325	July	820	711	109
August	2.185	1.945	240	August	1.270	1.070	200
September	2.607	2.234	373	September	1.961	1.366	595
October	2.929	2.483	446	October	1.716	1.437	279
November	2.452	2.072	380	November			
December	2.243	1.864	379	December			
Total	27.742	23.379	4.363	Total	12.860	10.058	2.802

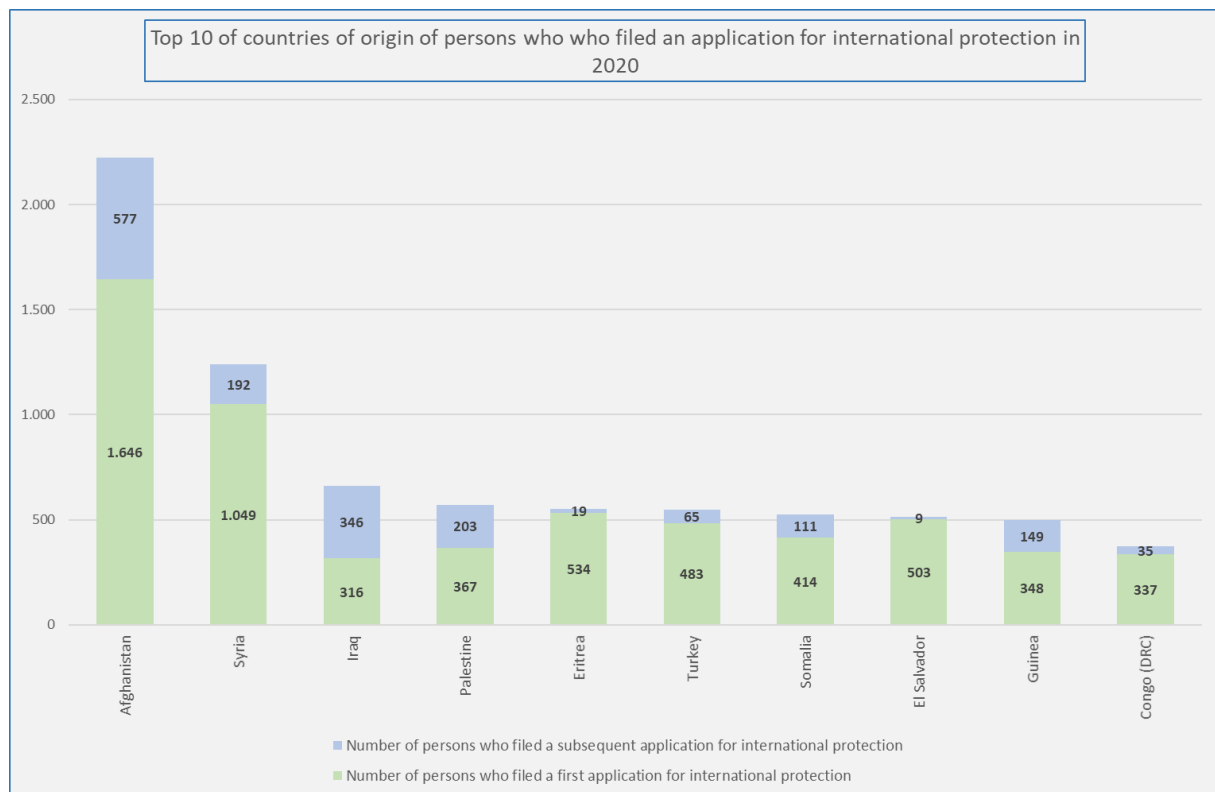


Top 10 of countries of origin of persons who filed an application for international protection in October 2020				
	Country of origin	Total number of persons who filed an application for international protection	Number of persons who filed a first application for international protection	Number of persons who filed a subsequent application for international protection
1	Afghanistan	426	359	67
2	Brazil	231	230	1
3	Syria	125	93	32
4	Somalia	111	108	3
5	Eritrea	97	97	0
6	Palestine	71	47	24
7	Iraq	67	33	34
8	Albania	61	48	13
9	Guinea	45	38	7
10	Turkey	45	42	3
	Other countries	437	342	95
	Total October	1.716	1.437	279



Top 10 of countries of origin of persons who who filed an application for international protection in 2020

	Country of origin	Total number of persons who filed an application for international protection	Number of persons who filed a first application for international protection	Number of persons who filed a subsequent application for international protection
1	Afghanistan	2.223	1.646	577
2	Syria	1.241	1.049	192
3	Iraq	662	316	346
4	Palestine	570	367	203
5	Eritrea	553	534	19
6	Turkey	548	483	65
7	Somalia	525	414	111
8	El Salvador	512	503	9
9	Guinea	497	348	149
10	Congo (DRC)	372	337	35
	Other countries	5.157	4.061	1.096
	Total 2020	12.860	10.058	2.802



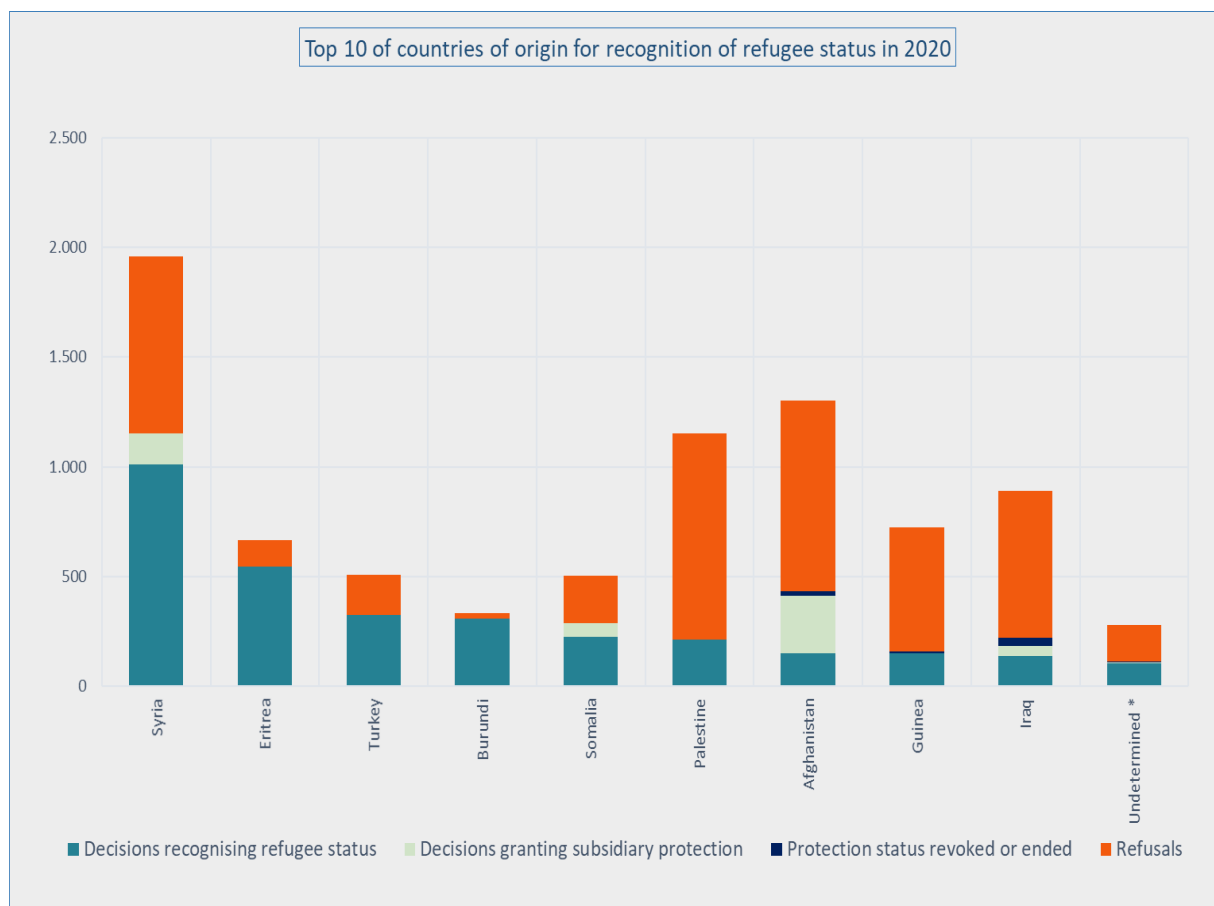
DECISIONS (Source: CGRS)

Number of persons who received a decision regarding their application for international protection													
Decisions	Jan	Feb	Mar	Apr	May	Jun	Jul	Aug	Sep	Oct	Nov	Dec	Tot
Intermediary decisions													
Number of persons for whom a further assessment (border) was decided + number of persons whose subsequent application was declared admissible	86	147	90	56	29	18	51	43	54	74			648
Final decisions													
Number of persons who received a decision granting refugee status	378	419	387	569	589	370	242	233	343	395			3.925
Number of persons who received a decision granting subsidiary protection status	95	79	83	105	54	28	35	77	92	93			741
Number of persons whose application was declared inadmissible	546	692	617	391	91	79	180	213	296	402			3.507
Number of persons whose application was considered manifestly unfounded	68	65	44	45	26	9	15	21	61	50			404
Number of persons who received a decision refusing refugee status and refusing subsidiary protection status	392	542	464	878	362	255	236	243	426	543			4.341
Number of persons whose status was ended or revoked	18	24	22	17	13	5	4	11	1	11			126
Total number of persons who received a decision regarding their application for international	1.583	1.968	1.707	2.061	1.164	764	763	841	1.273	1.568	0	0	13.692

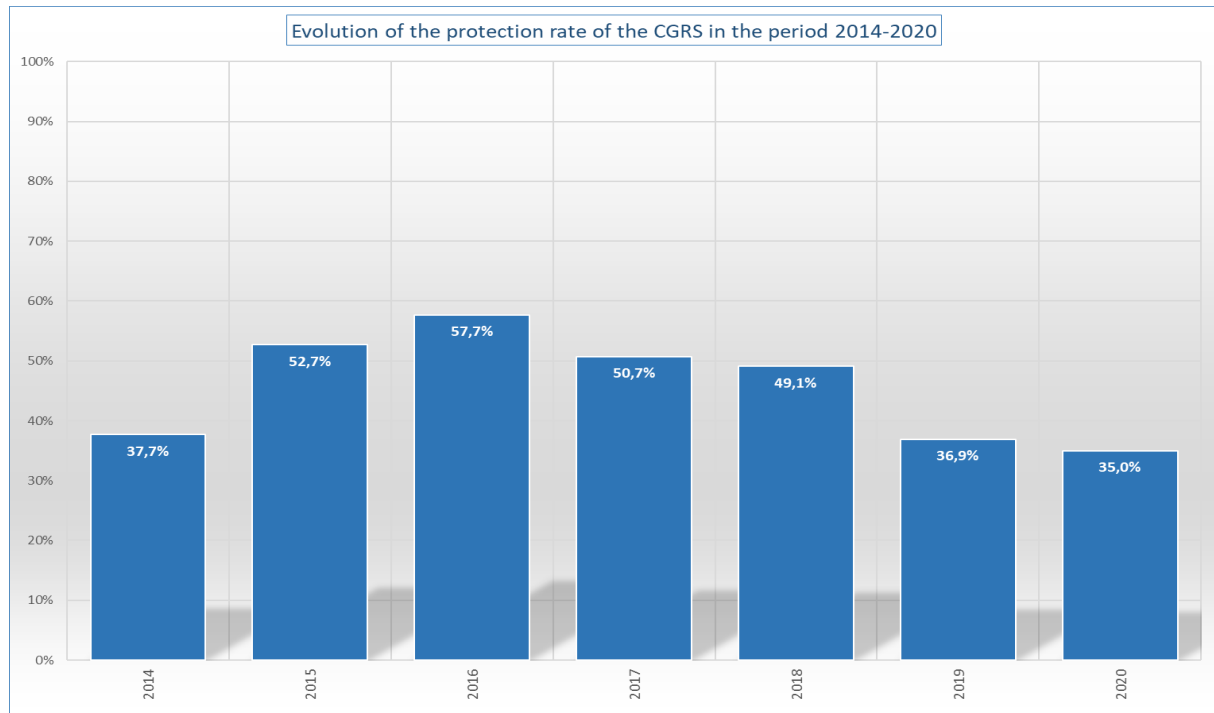
Number of decisions (cases)													
Decisions	Jan	Feb	Mar	Apr	May	Jun	Jul	Aug	Sep	Oct	Nov	Dec	Tot
Intermediary decisions													
Further assessment (border) + subsequent application declared admissible	72	115	83	47	28	15	49	41	46	63			559
Final decisions													
Recognition of refugee status (RS)	290	332	323	407	435	262	222	199	266	308			3.044
Granting of subsidiary protection status (SP)	77	76	69	95	51	24	33	65	84	86			660
Application declared inadmissible	433	557	474	326	75	68	164	196	274	338			2.905
Application considered manifestly unfounded	56	46	28	37	13	8	15	16	48	39			306
Refusal of refugee status and refusal of subsidiary protection status	342	460	390	728	282	212	213	214	368	466			3.675
Protection status revoked or ended	12	22	19	17	13	5	4	10	1	9			112
Total number of decisions	1.282	1.608	1.386	1.657	897	594	700	741	1.087	1.309	0	0	11.261

Top 10 of countries of origin for recognition of refugee status in 2020						
	Country of origin	Decisions recognising refugee status	Decisions granting subsidiary protection	Protection status revoked or ended	Refusals	Total number of final decisions *
1	Syria	1.012	139	1	806	1.958
2	Eritrea	544	0	0	121	665
3	Turkey	324	0	0	182	506
4	Burundi	307	0	3	22	332
5	Somalia	227	60	2	216	505
6	Palestine	212	2	1	936	1.151
7	Afghanistan	149	264	22	867	1.302
8	Guinea	149	3	6	567	725
9	Iraq	138	45	37	670	890
10	Undetermined *	107	2	5	165	279
	Other countries	756	226	49	3.700	4.731
	Total 2020	3.925	741	126	8.252	13.044

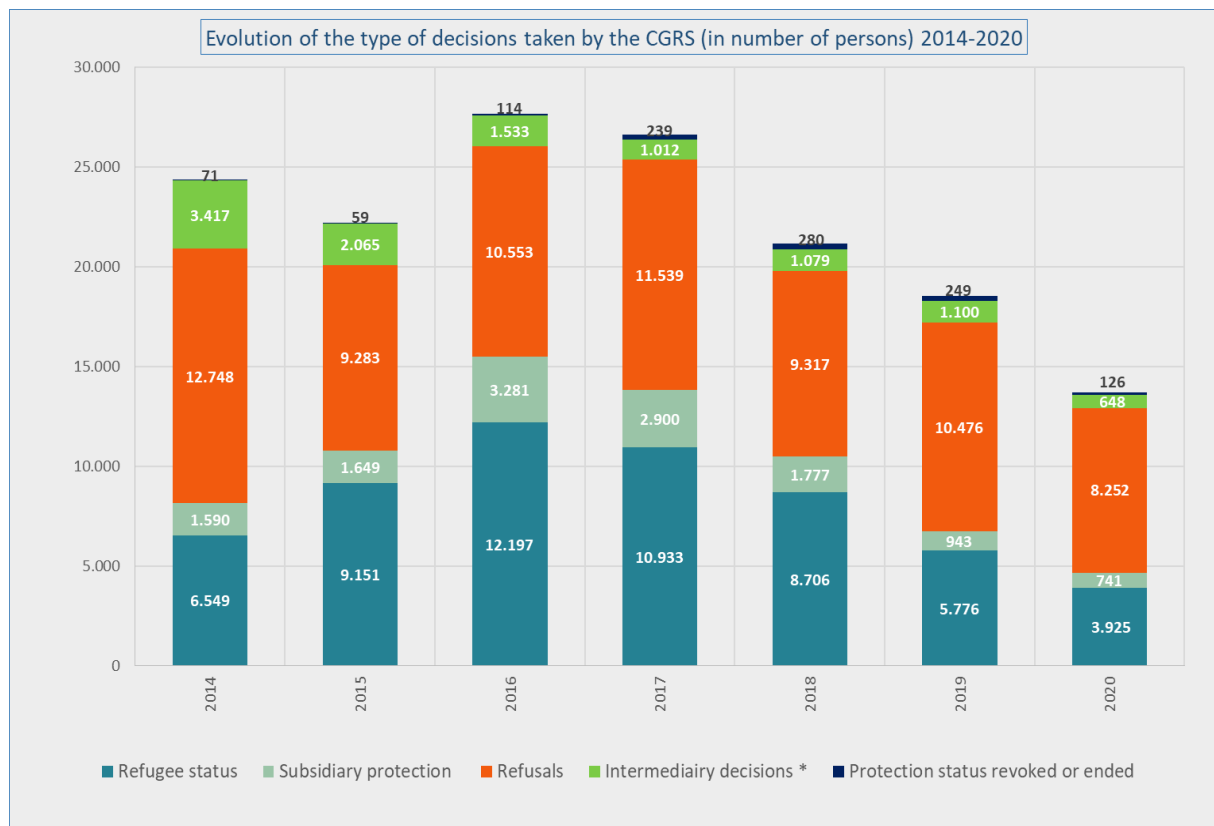
* The decisions 'further assessment (border) and subsequent application declared admissible' are a kind of intermediary decision and are therefore **not included** in the final decisions.



* 'Undetermined' includes persons whose nationality could not be ascertained, stateless persons,...



* The protection rate is the percentage of applications leading to recognition of refugee status or granting of subsidiary protection status compared to the total number of final decisions (= total number of decisions – the intermediary decisions) - the number of files where the protection status was revoked or ended.



* 'Intermediary decisions' are the decisions 'further assessment (border) and subsequent application declared admissible.'

CASELOAD (Source: CGRS)

At the end of October 2020, the total workload amounted to **12,912** cases (16,154 persons). In view of the current inflow, a volume of **4,200** dossiers can be considered as a normal caseload. The actual backlog amounts to **8,712** cases.

